

# State (State)

## File: Blocks 1,3\_Household Characteristics

### Overview

---

Type: Discrete    Valid cases: 28780  
Format: character    Invalid: 0  
Width: 2


### Questions and instructions













---

LITERAL QUESTION

State

#### CATEGORIES

Value	Category	Cases	
02	Andhra Pradesh	2114	 7.3%
03	Assam	1036	 3.6%
04	Bihar	2158	 7.5%
05	Gujarat	1118	 3.9%
06	Haryana	432	 1.5%
07	Himachal Pradesh	560	 1.9%
08	Jammu & Kashmir	507	 1.8%
09	Karnataka	1274	 4.4%
10	Kerala	1072	 3.7%
11	Madhya Pradesh	2093	 7.3%
12	Maharashtra	2503	 8.7%
13	Manipur	422	 1.5%
14	Meghalaya	394	 1.4%
15	Nagaland	241	 0.8%
16	Orissa	1077	 3.7%
17	Punjab	1036	 3.6%
18	Rajasthan	1221	 4.2%
19	Sikkim	234	 0.8%
20	Tamil Nadu	2001	 7.0%
21	Tripura	517	 1.8%

22	Uttar Pradesh	3313	 11.5%
23	West Bengal	1926	 6.7%
24	A & N Islands	240	 0.8%
25	Arunachal Pradesh	285	 1.0%
26	Chandigarh	48	 0.2%
27	Dadra & Nagar Haveli	80	 0.3%
28	Delhi	273	 0.9%
29	Goa	46	 0.2%
30	Lakshdweep	64	 0.2%
31	Mizoram	389	 1.4%
32	Pondicherry	74	 0.3%
33	Daman & Diu	32	 0.1%

Warning: these figures indicate the number of cases found in the data file. They cannot be interpreted as summary statistics of the population of interest.

## Imputation and Derivation

### DERIVATION

This variable has been derived from the variable "State - Region" to enable the users to easily access state wise data.