

State Code (State)

File: IDENTIFICATION PARTICULARS (B1,2,6)

Overview

Type: Discrete Valid cases: 49365
Format: numeric Invalid: 0
Width: 2 Minimum: 0
Decimals: 0 Maximum: 33
Mean: 13.4














Questions and instructions

LITERAL QUESTION

State Code

CATEGORIES

Value	Category	Cases	
0	NR	2	<input type="checkbox"/> 0.0%
1	1	1	<input type="checkbox"/> 0.0%
2	ANDHRA PRADESH	4520	<input type="checkbox"/> 9.2%
3	ASSAM	970	<input type="checkbox"/> 2.0%
4	BIHAR	1694	<input type="checkbox"/> 3.4%
5	GUJARAT	4982	<input type="checkbox"/> 10.1%
6	HARYANA	1606	<input type="checkbox"/> 3.3%
7	HIMACHAL PRADESH	262	<input type="checkbox"/> 0.5%
8	JAMMU & KASHMIR	225	<input type="checkbox"/> 0.5%
9	KARNATAKA	2884	<input type="checkbox"/> 5.8%
10	KERALA	1865	<input type="checkbox"/> 3.8%
11	MADHYA PRADESH	1766	<input type="checkbox"/> 3.6%
12	MAHARASHTRA	6529	<input type="checkbox"/> 13.2%
13	MANIPUR	41	<input type="checkbox"/> 0.1%
14	MEGHALAYA	32	<input type="checkbox"/> 0.1%
15	NAGALAND	57	<input type="checkbox"/> 0.1%
16	ORISSA	875	<input type="checkbox"/> 1.8%
17	PUNJAB	2678	<input type="checkbox"/> 5.4%
18	RAJASTHAN	1707	<input type="checkbox"/> 3.5%

20	TAMIL NADU	6016	 12.2%
21	TRIPURA	327	 0.7%
22	UTTAR PRADESH	5287	 10.7%
23	WEST BENGAL	2668	 5.4%
24	ANDAMAN AND NICOBAR ISLANDS	52	 0.1%
25	25	5	 0.0%
26	CHANDIGARH	278	 0.6%
27	DADRA AND NAGAR HAVELI	121	 0.2%
28	DELHI	1454	 2.9%
29	GOA	205	 0.4%
31	31	1	 0.0%
32	PONDICHERRY	218	 0.4%
33	DAMAN & DIU	37	 0.1%

Warning: these figures indicate the number of cases found in the data file. They cannot be interpreted as summary statistics of the population of interest.

Others

NOTES

Few state codes are wrong. They have been recoded with the same value except 0 as NR