

State (State)

File: Blocks 1,3 and 10- Household Characteristics

Overview

Type: Discrete Valid cases: 117604
Format: character Invalid: 0
Width: 2












Questions and instructions

LITERAL QUESTION

State

CATEGORIES

Value	Category	Cases	
02	Andhra Pradesh	8138	<input type="checkbox"/> 6.9%
03	Assam	4479	<input type="checkbox"/> 3.8%
04	Bihar	10054	<input type="checkbox"/> 8.5%
05	Gujarat	4236	<input type="checkbox"/> 3.6%
06	Haryana	1607	<input type="checkbox"/> 1.4%
07	Himachal Pradesh	1969	<input type="checkbox"/> 1.7%
08	Jammu & Kashmir	3795	<input type="checkbox"/> 3.2%
09	Karnataka	5616	<input type="checkbox"/> 4.8%
10	Kerala	4406	<input type="checkbox"/> 3.7%
11	Madhya Pradesh	8210	<input type="checkbox"/> 7.0%
12	Maharashtra	10763	<input type="checkbox"/> 9.2%
13	Manipur	1785	<input type="checkbox"/> 1.5%
14	Meghalaya	1152	<input type="checkbox"/> 1.0%
15	Nagaland	315	<input type="checkbox"/> 0.3%
16	Orissa	3987	<input type="checkbox"/> 3.4%
17	Punjab	3809	<input type="checkbox"/> 3.2%
18	Rajasthan	5184	<input type="checkbox"/> 4.4%
19	Sikkim	398	<input type="checkbox"/> 0.3%
20	Tamil Nadu	8292	<input type="checkbox"/> 7.1%
21	Tripura	1122	<input type="checkbox"/> 1.0%

22	Uttar Pradesh	14902	 12.7%
23	West Bengal	8440	 7.2%
24	A & N Islands	1039	 0.9%
25	Arunachal Pradesh	49	 0.0%
26	Chandigarh	190	 0.2%
27	Dadra & Nagar Haveli	286	 0.2%
28	Delhi	1193	 1.0%
29	Goa, Daman & Diu	239	 0.2%
30	Lakshdweep	19	 0.0%
31	Mizoram	1683	 1.4%
32	Pondicherry	247	 0.2%

Warning: these figures indicate the number of cases found in the data file. They cannot be interpreted as summary statistics of the population of interest.

Imputation and Derivation

DERIVATION

This variable has been derived from the variable "State - Region" to enable the users to easily access state wise data.