

State (State)

File: Blocks 1,3_Household Characteristics

Overview



















Type: Discrete Valid cases: 48637
Format: character Invalid: 0
Width: 2













Questions and instructions

LITERAL QUESTION

State

CATEGORIES

Value	Category	Cases	
02	Andhra Pradesh	3535	 7.3%
03	Arunachal Pradesh	554	 1.1%
04	Assam	1672	 3.4%
05	Bihar	3625	 7.5%
06	Goa	188	 0.4%
07	Gujarat	2050	 4.2%
08	Haryana	740	 1.5%
09	Himachal Pradesh	887	 1.8%
10	Jammu & Kashmir	1108	 2.3%
11	Karnataka	2027	 4.2%
12	Kerala	1972	 4.1%
13	Madhya Pradesh	3393	 7.0%
14	Maharashtra	3969	 8.2%
15	Manipur	653	 1.3%
16	Meghalaya	665	 1.4%
17	Mizoram	452	 0.9%
18	Nagaland	566	 1.2%
19	Orissa	1756	 3.6%
20	Punjab	1695	 3.5%
21	Rajasthan	2064	 4.2%

22	Sikkim	572	 1.2%
23	Tamil Nadu	3576	 7.4%
24	Tripura	804	 1.7%
25	Uttar Pradesh	5436	 11.2%
26	West Bengal	3315	 6.8%
27	A & N Islands	435	 0.9%
28	Chandigarh	96	 0.2%
29	Dadra & Nagar Haveli	64	 0.1%
30	Daman & Diu	64	 0.1%
31	Delhi	544	 1.1%
32	Lakshdweep	64	 0.1%
33	Pondicherry	96	 0.2%

Warning: these figures indicate the number of cases found in the data file. They cannot be interpreted as summary statistics of the population of interest.

Imputation and Derivation

DERIVATION

This variable has been derived from the variable "State Region" to enable the users to easily access state wise data.