

STATE CODE (State)

File: A_B-IDENTIFICATION DATA

Overview

Type: Discrete Valid cases: 28723

Format: numeric Invalid: 0

Width: 2

Decimals: 0

















Questions and instructions

LITERAL QUESTION

Code for the State of India

CATEGORIES

Value	Category	Cases	
2	ANDHRA PRADESH	2542	<input type="checkbox"/> 8.9%
3	ARUNCHAL PRADESH	0	<input type="checkbox"/> 0.0%
4	ASSAM	449	<input type="checkbox"/> 1.6%
5	BIHAR	852	<input type="checkbox"/> 3.0%
6	GOA	296	<input type="checkbox"/> 1.0%
7	GUJARAT	2328	<input type="checkbox"/> 8.1%
8	HARYANA	909	<input type="checkbox"/> 3.2%
9	HIMACHAL PRADESH	442	<input type="checkbox"/> 1.5%
10	JAMMU & KASHMIR	350	<input type="checkbox"/> 1.2%
11	KARNATAKA	1680	<input type="checkbox"/> 5.8%
12	KERALA	1619	<input type="checkbox"/> 5.6%
13	MADHYA PRADESH	1018	<input type="checkbox"/> 3.5%
14	MAHARASHTRA	3535	<input type="checkbox"/> 12.3%
15	MANIPUR	72	<input type="checkbox"/> 0.3%
16	MEGHALAYA	40	<input type="checkbox"/> 0.1%
17	MIZORAM	0	<input type="checkbox"/> 0.0%
18	NAGALAND	153	<input type="checkbox"/> 0.5%
19	ORISSA	764	<input type="checkbox"/> 2.7%
20	PUNJAB	1268	<input type="checkbox"/> 4.4%

21	RAJASTHAN	1049	 3.7%
22	SIKKAM	0	 0.0%
23	TAMIL NADU	3360	 11.7%
24	TRIPURA	251	 0.9%
25	UTTAR PRADESH	1856	 6.5%
26	WEST BENGAL	1418	 4.9%
27	ANDAMAN AND NICOBAR ISLANDS	41	 0.1%
28	CHANDIGARH	334	 1.2%
29	DADRA AND NAGAR HAVELI	341	 1.2%
30	DAMAN & DIU	525	 1.8%
31	DELHI	858	 3.0%
32	LAKSHADEEP	0	 0.0%
33	PONDICHERRY	373	 1.3%
34	JHARKHAND	0	 0.0%
35	CHHATISGARH	0	 0.0%
36	UTTARANCHAL	0	 0.0%

Warning: these figures indicate the number of cases found in the data file. They cannot be interpreted as summary statistics of the population of interest.