

# State (State)

## File: Blocks 1,3\_Household Characteristics

### Overview

---

Type: Discrete    Valid cases: 51891  
Format: character    Invalid: 0  
Width: 2



















### Questions and instructions













---

LITERAL QUESTION

State

#### CATEGORIES

Value	Category	Cases	
02	Andhra Pradesh	3680	 7.1%
03	Arunachal Pradesh	297	 0.6%
04	Assam	1474	 2.8%
05	Bihar	3846	 7.4%
06	Goa	128	 0.2%
07	Gujarat	2357	 4.5%
08	Haryana	1232	 2.4%
09	Himachal Pradesh	462	 0.9%
10	Jammu & Kashmir	327	 0.6%
11	Karnataka	2746	 5.3%
12	Kerala	1996	 3.8%
13	Madhya Pradesh	3871	 7.5%
14	Maharashtra	4602	 8.9%
15	Manipur	260	 0.5%
16	Meghalaya	252	 0.5%
17	Mizoram	160	 0.3%
18	Nagaland	284	 0.5%
19	Orissa	2523	 4.9%
20	Punjab	1791	 3.5%
21	Rajasthan	2704	 5.2%

22	Sikkim	160	 0.3%
23	Tamil Nadu	4324	 8.3%
24	Tripura	215	 0.4%
25	Uttar Pradesh	7394	 14.2%
26	West Bengal	3522	 6.8%
27	A & N Islands	96	 0.2%
28	Chandigarh	128	 0.2%
29	Dadra & Nagar Haveli	64	 0.1%
30	Daman & Diu	96	 0.2%
31	Delhi	688	 1.3%
32	Lakshdweep	56	 0.1%
33	Pondicherry	156	 0.3%

---

Warning: these figures indicate the number of cases found in the data file. They cannot be interpreted as summary statistics of the population of interest.

## Imputation and Derivation

---

### DERIVATION

This variable has been derived from the variable "State Region" to enable the users to easily access state wise data.